

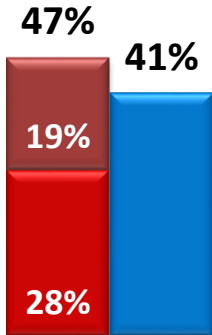
Policy Expectations

- More voters (48%) want to see Democrats in Congress take the lead in setting policy than want to see either Republicans in Congress (21%) or President Trump (19%).
- Independents and white women are much more likely than they were in January 2017 to want Democrats in Congress to take the lead on policy.
- And, just 45% of Trump voters want the president to take the lead, down from 60% in January 2017.
- Majorities of all partisans want newly elected leaders to compromise rather than stick to their campaign positions.
- Overall, voters most want to see Democrats change from Trump's policies on immigration, health care and climate change. Forty-four percent (44%) of Republicans say they do not want a change on any issue.

Who do you want to see take the lead role in setting policy for the country?

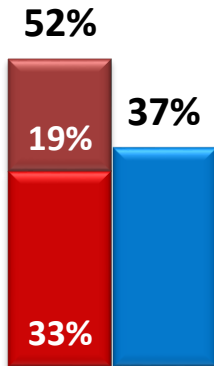
January 2017*

47%
Total GOP/Trump
41%
DEMs in Congress



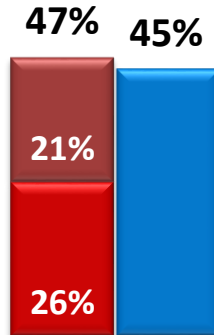
February 2017

52%
Total GOP/Trump
37%
DEMs in Congress



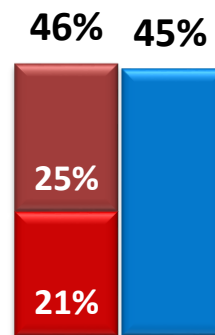
April 2017

47%
Total GOP/Trump
45%
DEMs in Congress



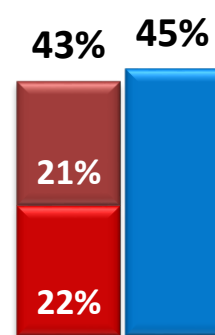
June 2017

46%
Total GOP/Trump
45%
DEMs in Congress



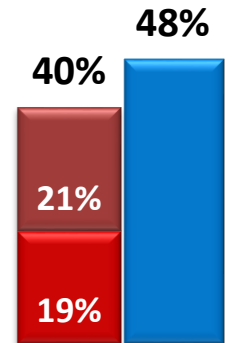
October 2017

43%
Total GOP/Trump
45%
DEMs in Congress



December 2018

40%
Total GOP/Trump
48%
DEMs in Congress

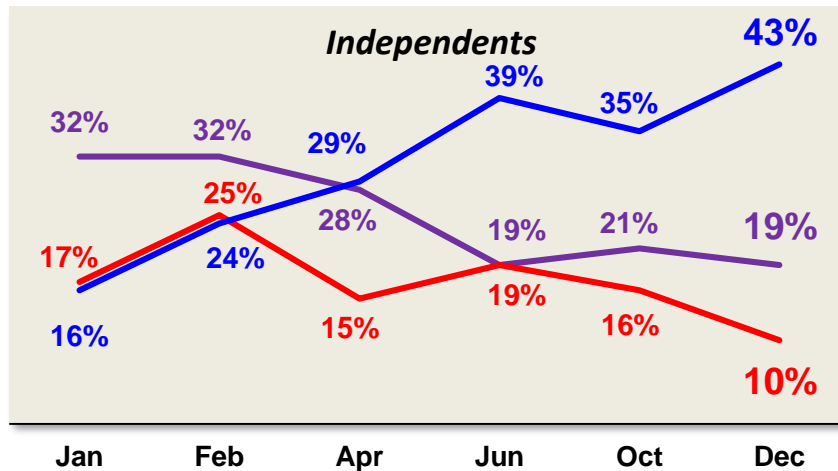
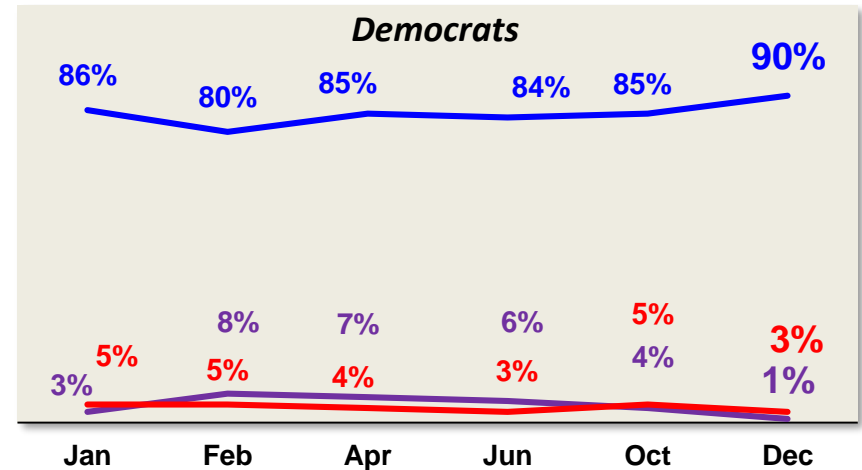
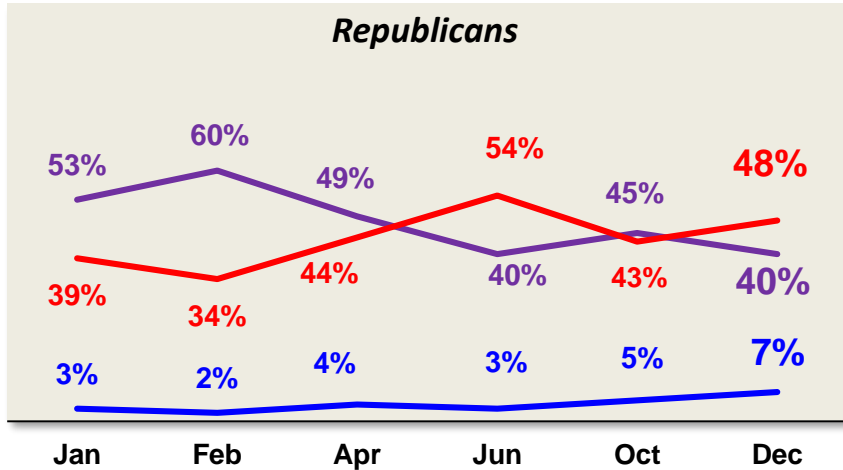


■ President Trump
 ■ Republicans in Congress
 ■ Democrats in Congress

*January was asked of President Elect Trump.

Policy Lead Trend by Party

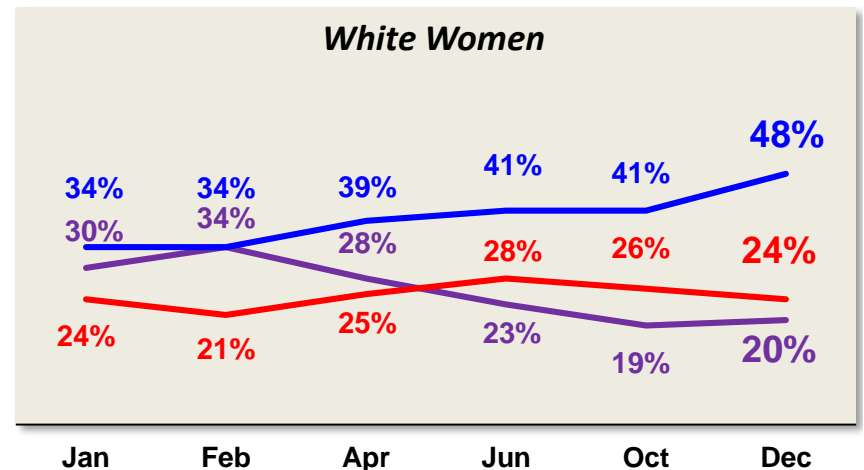
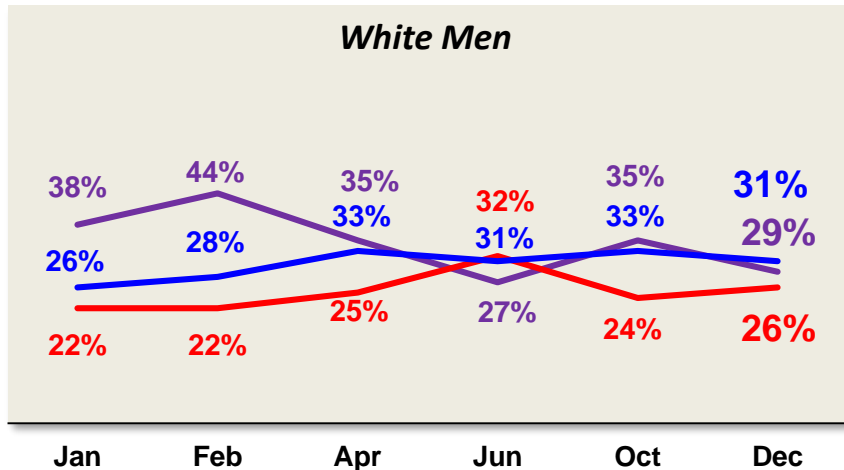
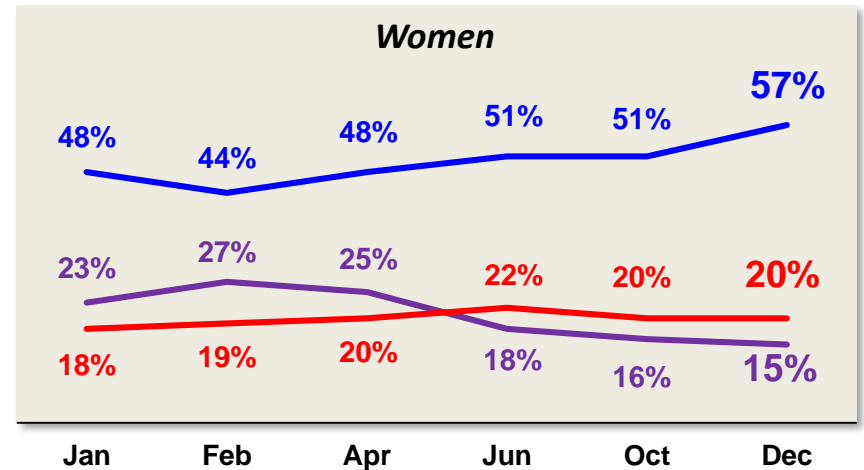
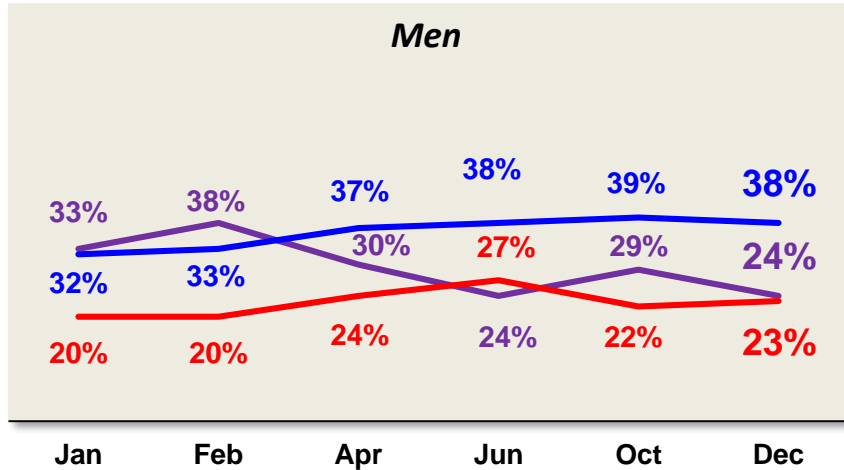
Trump/*GOP Congress*/*DEM Congress*



*January was asked of President Elect Trump.

Policy Lead Trend by Gender

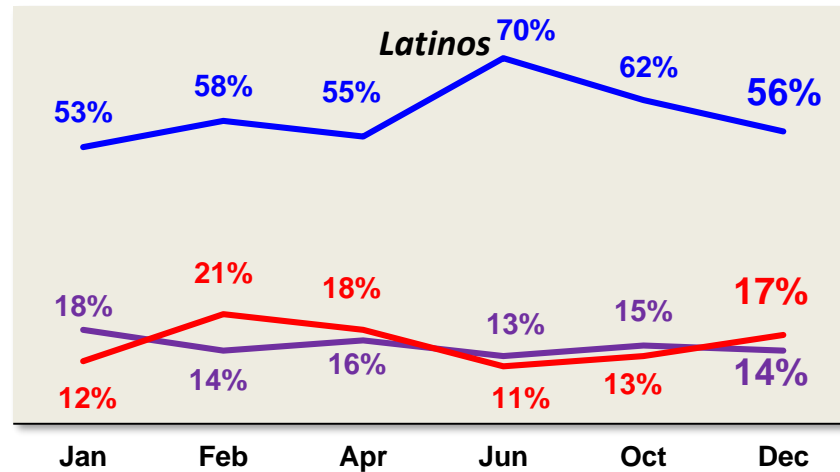
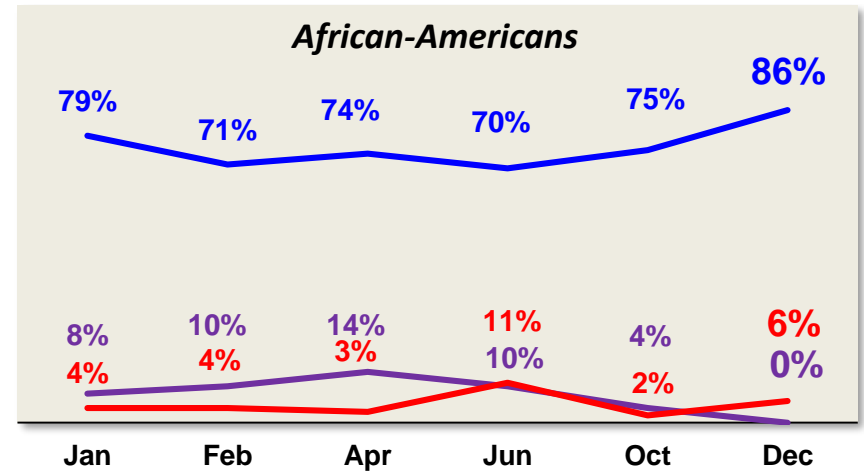
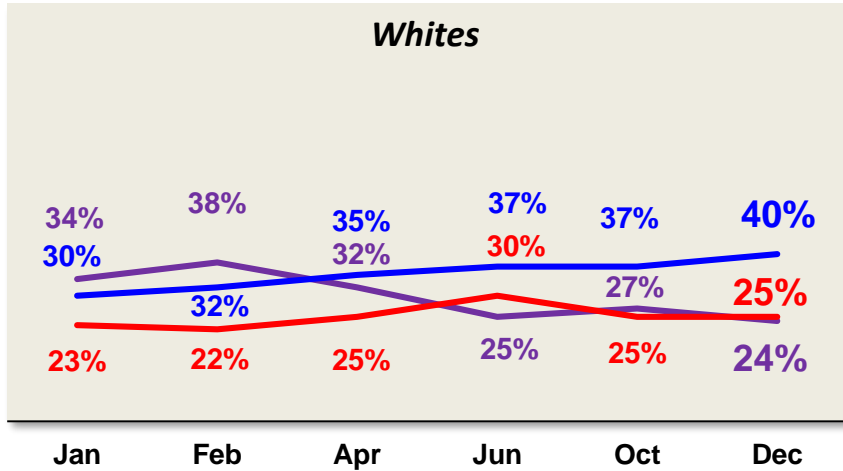
Trump/*GOP Congress*/*DEM Congress*



*January was asked of President Elect Trump.

Policy Lead Trend by Ethnicity

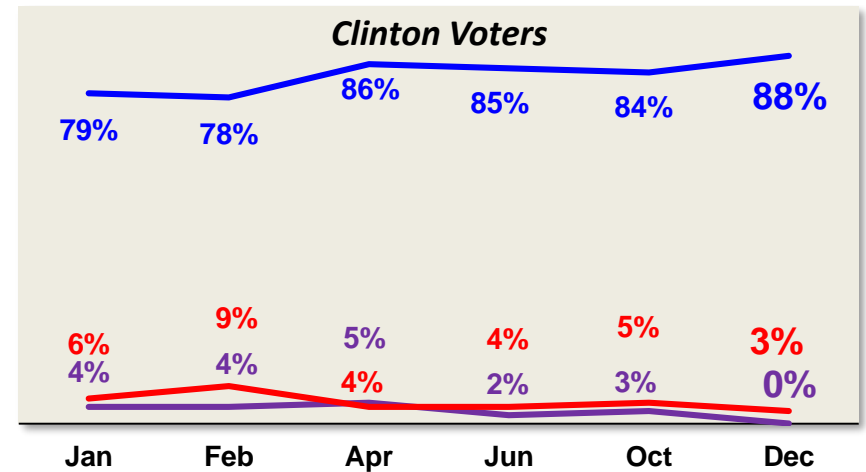
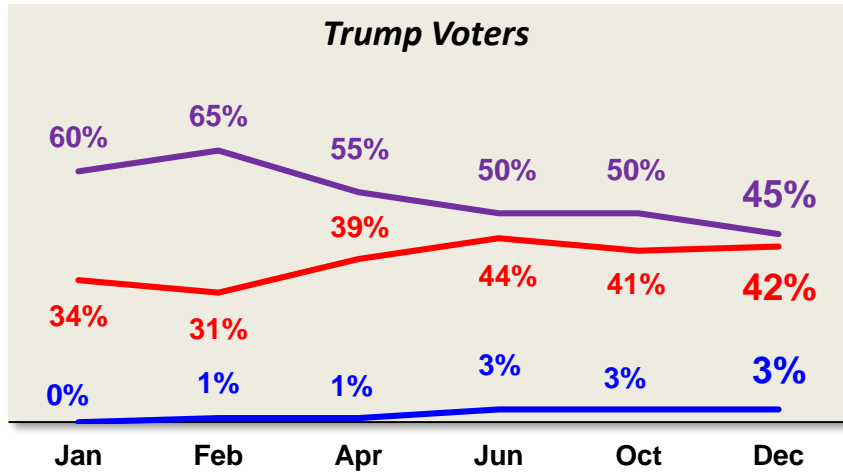
Trump/*GOP Congress*/*DEM Congress*



*January was asked of President Elect Trump.

Policy Lead Trend by 2016 Presidential Vote

Trump/**GOP Congress**/**DEM Congress**



*January was asked of President Elect Trump.

Compromises vs. Campaign Positions

And, do you want the candidates that were elected to office this year to make compromises to gain consensus on legislation, or stick to their campaign positions even if that means NO consensus on legislation?

GOP	27%	63%
IND	46%	39%
DEM	64%	28%

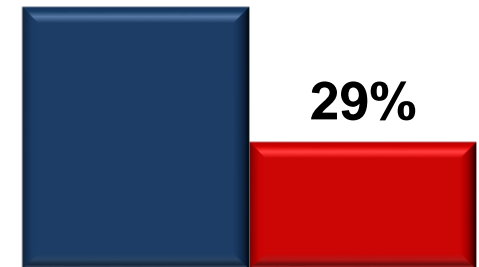
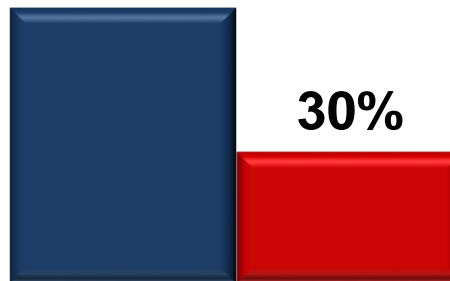
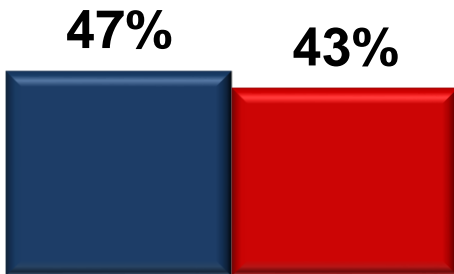
GOP	49%	45%
IND	64%	31%
DEM	75%	17%

GOP	63%	27%
IND	69%	20%
DEM	57%	33%

+4%

+33%

+31%



November 2010

November 2014

December 2018

■ Make Compromises ■ Stick to Their Campaign Positions

Compromises vs. Campaign Positions by Key Democratic Sub-Groups

	Make Compromises	Stick to Positions	Net Difference
TOTAL (ALL DEMOCRATS)	57%	33%	+24%
Gender			
Men	51%	43%	+8%
Women	61%	27%	+34%
White/Gender			
White Men	48%	45%	+3%
White Women	66%	23%	+43%
Age			
18-34	53%	34%	+19%
35-49	59%	39%	+20%
50-64	59%	28%	+31%
65+	62%	29%	+33%
Democratic Segmentation			
Under 55 / Less Than College	53%	37%	+16%
Under 55 / College+	61%	28%	+33%
Ages 55+	59%	31%	+28%
Education			
High School or Less	48%	41%	+7%
Some College	58%	34%	+24%
College Graduates	61%	28%	+33%
Post Graduates	64%	24%	+40%
White/Education			
Whites Less Than College	59%	35%	+24%
Whites College+	61%	26%	+35%

Profile of Democrats

	All Democrats	Democrats: Make Compromises	Democrats: Stick to Positions
Total	41%	23%	13%
Gender			
Men	35%	32%	47%
Women	65%	68%	53%
Age			
18-34	35%	32%	37%
35-49	20%	21%	24%
50-64	26%	27%	22%
65+	19%	20%	17%
Ethnicity			
Whites	58%	61%	55%
African Americans	24%	23%	25%
Latinos	8%	7%	6%
Ideology			
Conservatives	11%	10%	13%
Moderates	39%	40%	35%
Liberals	49%	49%	51%
2016 Vote			
Clinton/Not Trump	28%	29%	31%
Clinton/Liked Her	52%	50%	51%
Education			
High School or Less	24%	20%	30%
Some College	36%	37%	38%
College Graduates	23%	25%	20%
Post Graduates	16%	18%	12%
Economic Circumstance			
Poor/Working Class	36%	36%	31%
Middle Class	50%	51%	52%
Upper/Well-to-do Class	14%	13%	16%

Change from Trump's Policies

Now that Democrats control the House of Representatives, which one or two of the following would you most want them to change from President Trump's policies?

<i>Ranked by Total Top Issue</i>	Total	GOP	IND	DEM
Immigration	18%	15%	18%	20%
Health care	18%	11%	21%	25%
Climate change	15%	6%	15%	21%
Looking out for the middle class	12%	9%	13%	15%
Education	11%	6%	18%	11%
Guns	10%	6%	8%	15%
Foreign Policy	5%	5%	7%	4%
Abortion	4%	6%	2%	4%
All of these	10%	2%	8%	19%
Do not want a change	19%	44%	12%	1%

Note: yellow highlight indicate the top three issues by sub-group.

Change from Trump's Policies

Now that Democrats control the House of Representatives, which one or two of the following would you most want them to change from President Trump's policies?

Ranked by Total Top Issue

	Total	Dems < 55 / < College	Dems < 55 / College+	Dems 55+
Immigration	18%	19%	29%	14%
Health care	18%	25%	22%	26%
Climate change	15%	13%	28%	23%
Looking out for the middle class	12%	18%	17%	11%
Education	11%	20%	7%	4%
Guns	10%	16%	15%	15%
Foreign Policy	5%	3%	6%	5%
Abortion	4%	2%	8%	3%
All of these	10%	15%	14%	26%
Do not want a change	19%	0%	0%	2%

Note: yellow highlight indicate the top three issues by sub-group.

Change from Trump's Policies

Now that Democrats control the House of Representatives, which one or two of the following would you most want them to change from President Trump's policies?

<i>Ranked by Total Top Issue</i>	Total	Dems: Make Compromises	Dems: Stick to Positions
Immigration	18%	23%	16%
Health care	18%	22%	33%
Climate change	15%	23%	20%
Looking out for the middle class	12%	17%	13%
Education	11%	11%	8%
Guns	10%	16%	17%
Foreign Policy	5%	6%	2%
Abortion	4%	5%	4%
All of these	10%	15%	18%
Do not want a change	19%	0%	1%

Note: yellow highlight indicate the top three issues by sub-group.